



Securing of access to heights in the industry.



**ALUMINIUM
CONSTRUCTIONS
FOR YOUR SAFETY**



Your preferred vendor of custom aluminium safety constructions.

- 1 Engineering
- 2 Production
- 3 Installation

We offer solutions for 5 distinct applications: emergency egress for public and private buildings, industry access at heights, building access, facade access and industrial structures for the interior and exterior.

Special ladders

Shipladders

Stairs

Walkways and platforms

Mobile stairs

Mobile platforms

Fall protection systems





WHY ALUMINIUM ?



Maintenance

- + No maintenance required;
- + Long lifespan of over 30 years;
- + No harmful oxidation: anodization protects the material even in relatively aggressive environments.



Installation

- + Modular, meccano-style assembly;
- + No welding. Easy materials processing on site, if necessary;
- + Well adapted for transport. Approximately 3 x lighter than a similar construction in steel;
- + The maximum amount of assembly having being done in the workshop already, disruptions to and impact on the operations are greatly reduced.



Production

- + Materials handling easy due to low weight. Easy tooling and metalworking;
- + Constructions based on modular and normalized profiles;
- + Possibility of creative custom solutions (counterbalanced stairs, suspended stairs,...).



Raw materials



100% INFINITE
RECYCLABILITY

Access to machinery according to the ISO EN 14.122 standard

The standard title : SAFETY OF MACHINERY - PERMANENT MEANS OF ACCESS TO MACHINERY

It consists of the following parts:

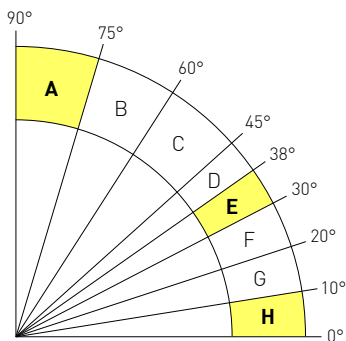
- Part 1 : Choice of fixed means and general requirements of access
- Part 2 : Working platforms and walkways
- Part 3 : Stairs, stepladders and guard-rails
- Part 4 : Fixed ladders

The standard is very detailed and well known by JOMY engineers, who will help you find your way in all of the specifications.

Hereunder you will find some interesting but very limited extracts from the norm.
For more information and to learn about the influence and consequences of the norm in your application, please refer to your JOMY specialist and preferred contact.



Choice of fixed means




- A Ladder → recommended**
- B Ship ladder
- C Ship ladder
- D Stairs
- E Stairs → recommended**
- F Stairs
- G Walkway platform with anti-slip system
- H Walkway platform → recommended**

The right choice really depends on eliminating the risks that exist in the given situation: slipping, tripping, high physical effort and protection from external moving or falling parts.



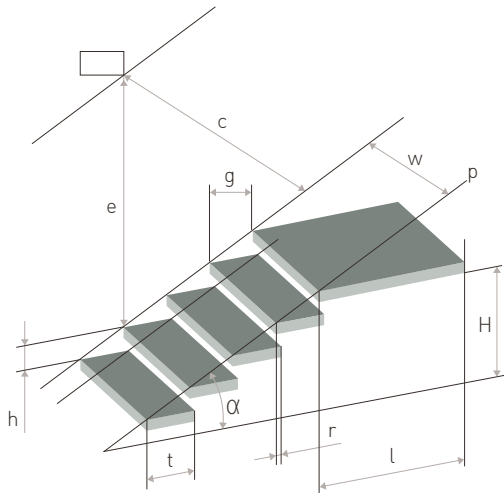
Working platforms and walkways

Industrial working platforms and walkways need to be designed, fabricated and installed in a way that ensures the security of the persons using it. Every part of the construction needs to be able to withstand the elements from the space surrounding it.



Stairs, stepladders and guardrails

A good staircase should be specified as follows:



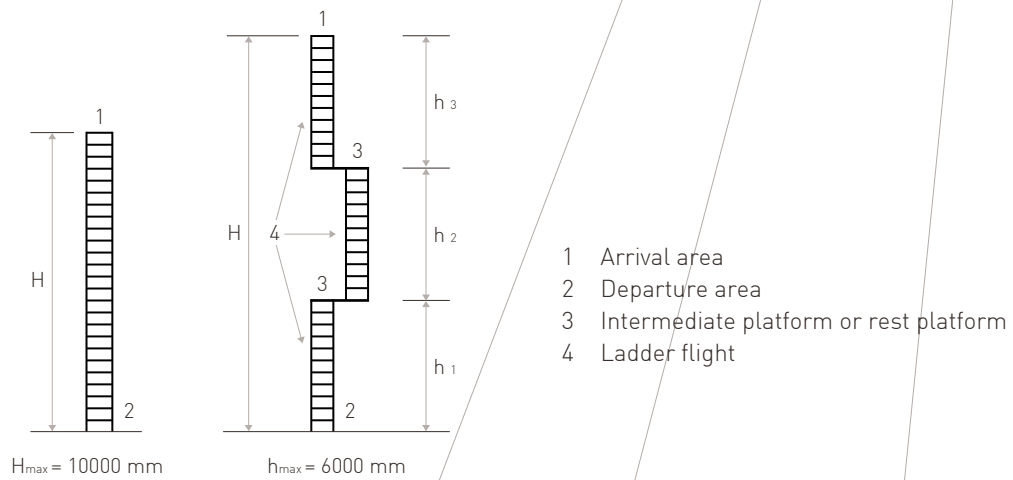
- H Climbing height
- g Going
- e Head height
- h Rise
- l Length of the landing
- r Overlap
- α Angle of pitch
- w Width
- p Pitch line
- t Depth of step
- c Clearance

Stair FORMULA according to this norm: $600\text{mm} \leq g + 2h \leq 660\text{mm}$



Fixed ladders

General rules regarding the placement of rest platforms with fixed ladders:





www.jomy.be | info@jomy.be

Rue Bourgogne, 20
B-4452 Wihogne, Belgium
Tel. +32 4 278 55 12
Fax +32 4 278 26 75

